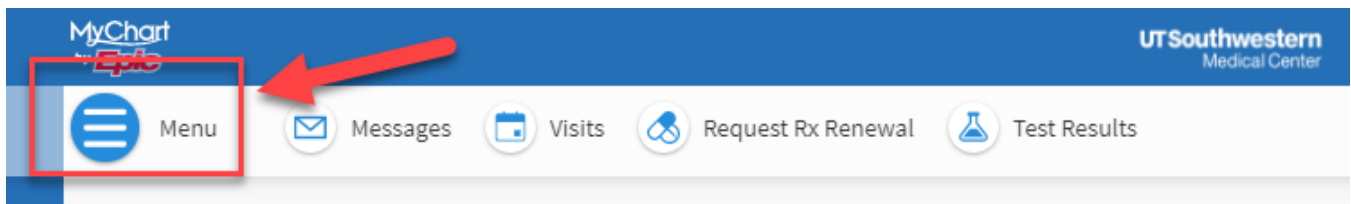


## Topic: How to Update Current Health Issues in MyChart (Desktop App)

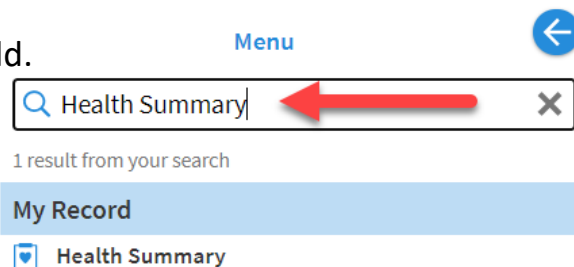
**Description:** This tip sheet is intended for those who believe they qualify for a third dose of the Pfizer-BioNTech or Moderna COVID-19 vaccines and are not seeing a scheduling option in MyChart. The steps below will assist you in updating your medical conditions.

Steps to follow:

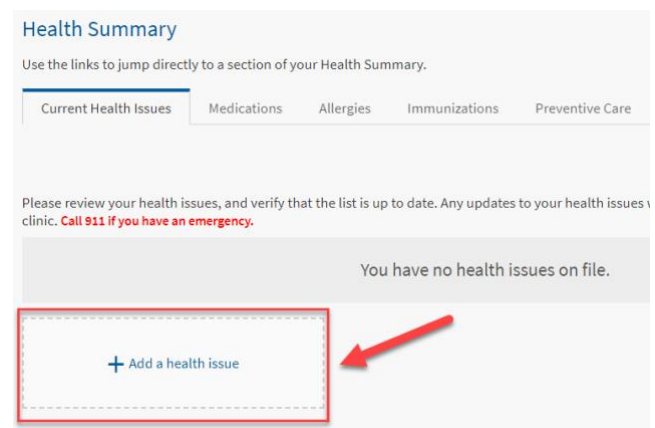
1. Once logged in to MyChart, navigate to **Menu** in the upper left-hand corner.



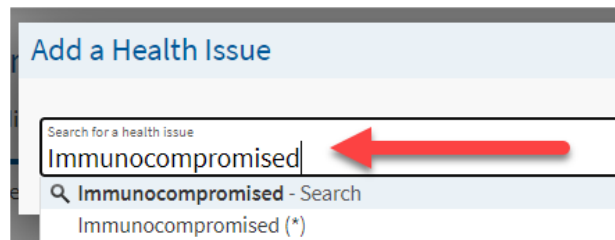
2. Type **Health Summary** in the search field.



3. Click **Add a health issue**.



4. Type **Immunocompromised** in the search field.



Add a Health Issue

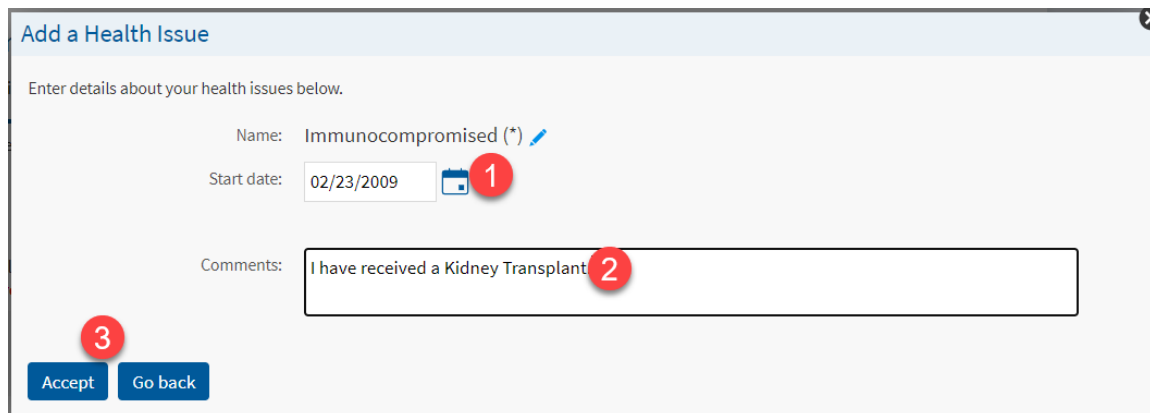
Search for a health issue

Immunocompromised

Immunocompromised - Search

Immunocompromised (\*)

5. Add the specific details regarding your health issue and click **Accept**.



Add a Health Issue

Enter details about your health issues below.

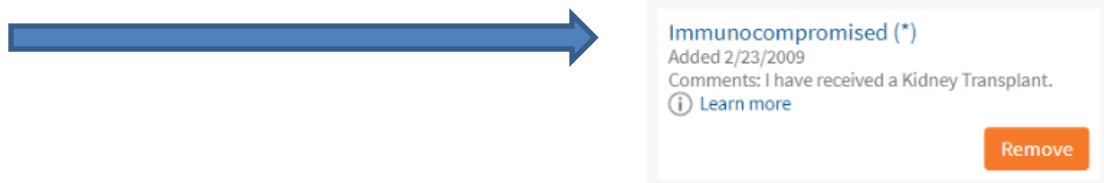
Name: Immunocompromised (\*)

Start date: 02/23/2009

Comments: I have received a Kidney Transplant

Accept Go back

6. You will now receive confirmation of the new health issue you have added.



Health Issues You've Asked to be Added

Immunocompromised (\*)

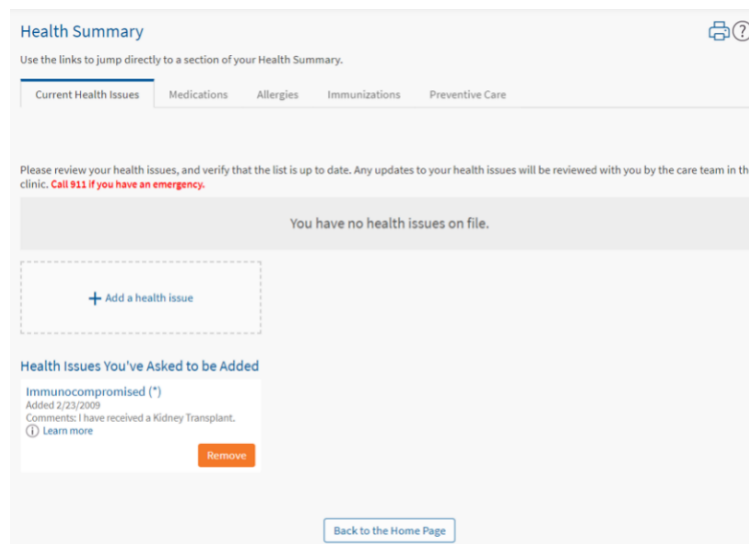
Added 2/23/2009

Comments: I have received a Kidney Transplant.

Learn more

Remove

7. This is what you will see listed under your Health Summary.



Health Summary

Use the links to jump directly to a section of your Health Summary.

Current Health Issues Medications Allergies Immunizations Preventive Care

Please review your health issues, and verify that the list is up to date. Any updates to your health issues will be reviewed with you by the care team in the clinic. **Call 911 if you have an emergency.**

You have no health issues on file.

+ Add a health issue

Health Issues You've Asked to be Added

Immunocompromised (\*)

Added 2/23/2009

Comments: I have received a Kidney Transplant.

Learn more

Remove

Back to the Home Page

8. Once you log out of MyChart and then log back in, you will see the option to schedule your third vaccination dose.
9. Once again, go to your **Main Menu button** in the upper left-hand corner.
10. In the search field, type **COVID**. At this point, you will see an option to schedule your vaccination. Follow the instructions.

